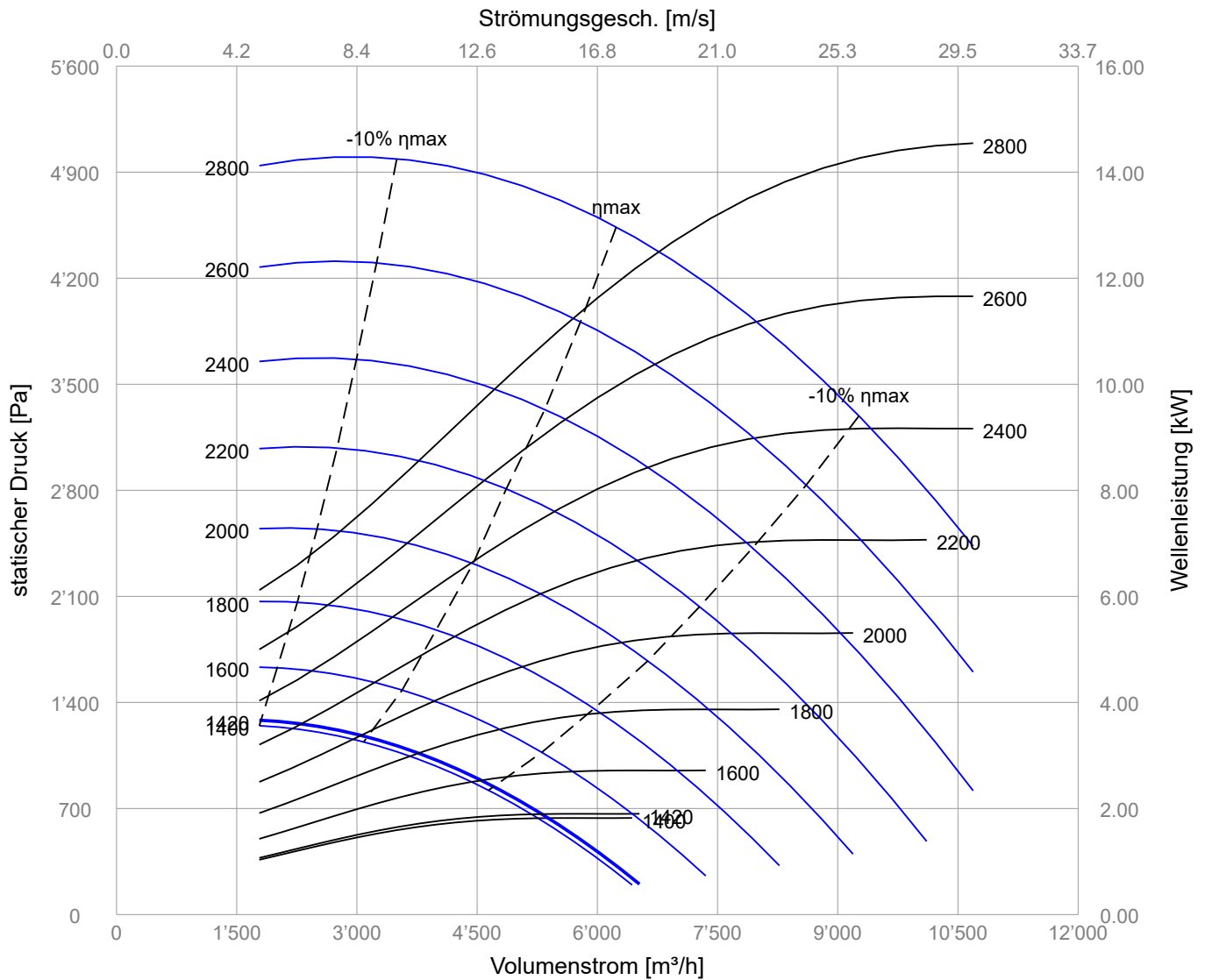


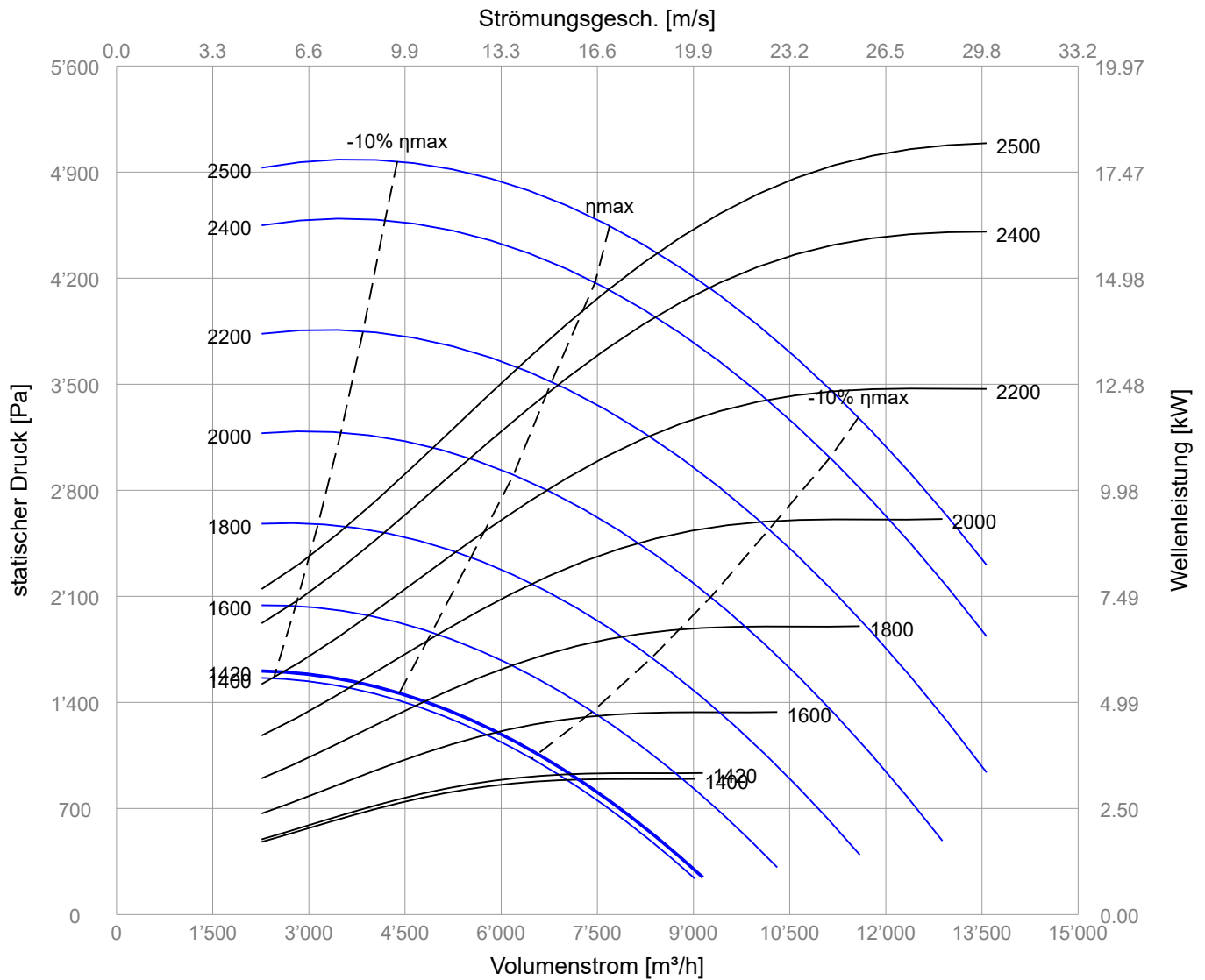
Schalleistungspegel LwA dB(A)		Schalldruckpegel LpA = LwA - 7 dB(A)								Dist. 1 m
ISO 5136										
n	LwA	Hz								
min <sup>-1</sup>	dB(A)	63	125	250	500	1000	2000	4000	8000	
3100	92	66	79	86	88	84	80	76	70	
2850	90	64	77	84	86	82	78	74	68	
1600	78	52	65	72	74	70	66	62	56	
1420	75	49	62	69	71	67	63	59	53	
1400	75	49	62	69	71	67	63	59	53	
950	67	41	54	61	63	59	55	51	45	
710	60	34	47	54	56	52	48	44	38	



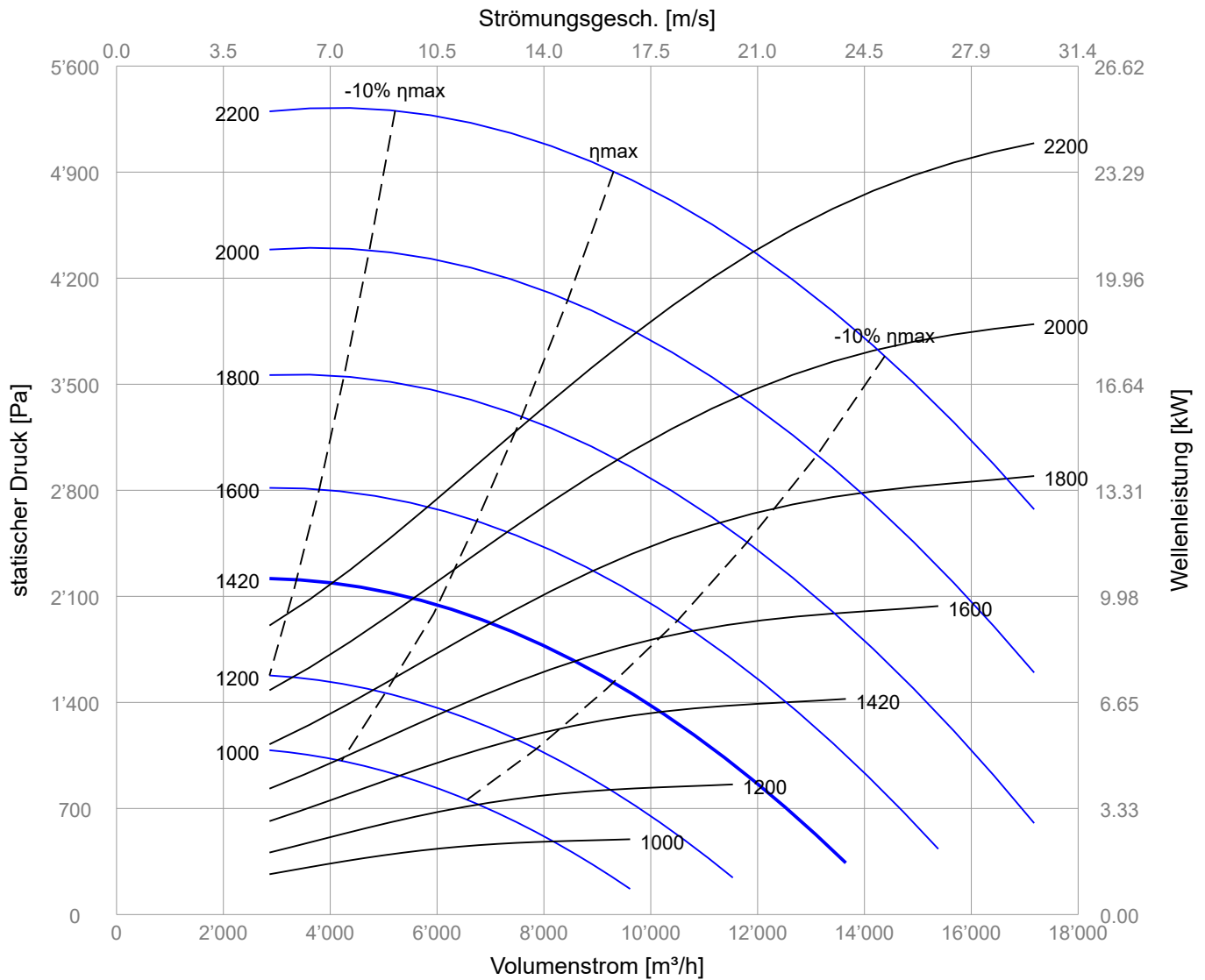


Schalleistungspegel LwA dB(A)		Schalldruckpegel LpA = LwA - 7 dB(A)								Dist. 1 m
ISO 5136										
n	LwA	Hz								
min <sup>-1</sup>	dB(A)	63	125	250	500	1000	2000	4000	8000	
2850	94	73	83	89	90	86	80	76	70	
2800	94	73	83	89	90	86	80	76	70	
1420	79	58	68	74	75	71	65	61	55	
1400	79	58	68	74	75	71	65	61	55	
950	71	50	60	66	67	63	57	53	47	
710	64	43	53	59	60	56	50	46	40	



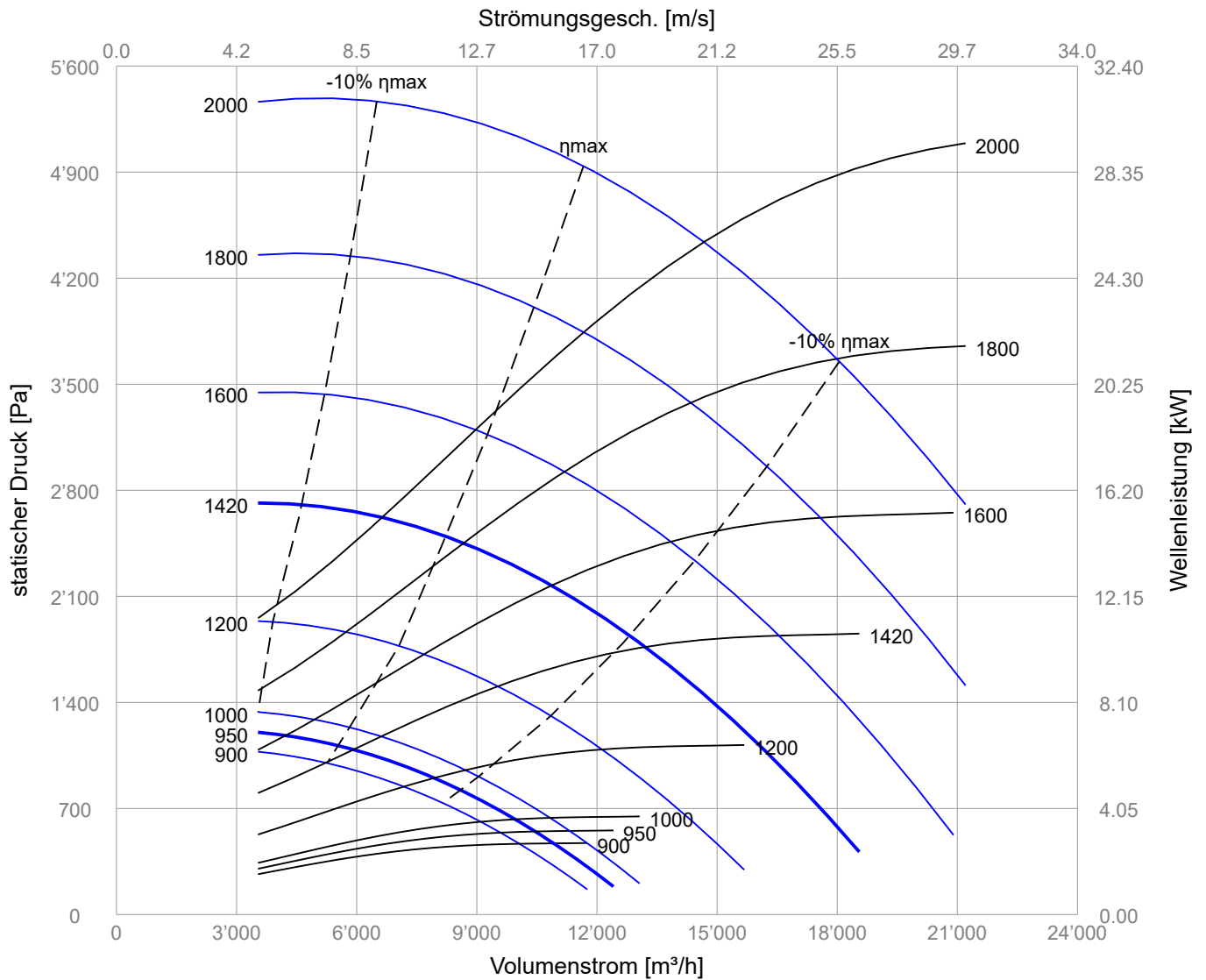


Schalleistungspegel LwA dB(A)		Schalldruckpegel LpA = LwA - 7 dB(A)								Dist. 1 m
ISO 5136										
n	LwA	Hz								
min <sup>-1</sup>	dB(A)	63	125	250	500	1000	2000	4000	8000	
2850	103	66	85	92	100	93	94	94	88	
2500	101	64	83	90	98	91	92	92	86	
1420	88	51	70	77	85	78	79	79	73	
1400	88	51	70	77	85	78	79	79	73	
950	80	43	62	69	77	70	71	71	65	
710	73	36	55	62	70	63	64	64	58	



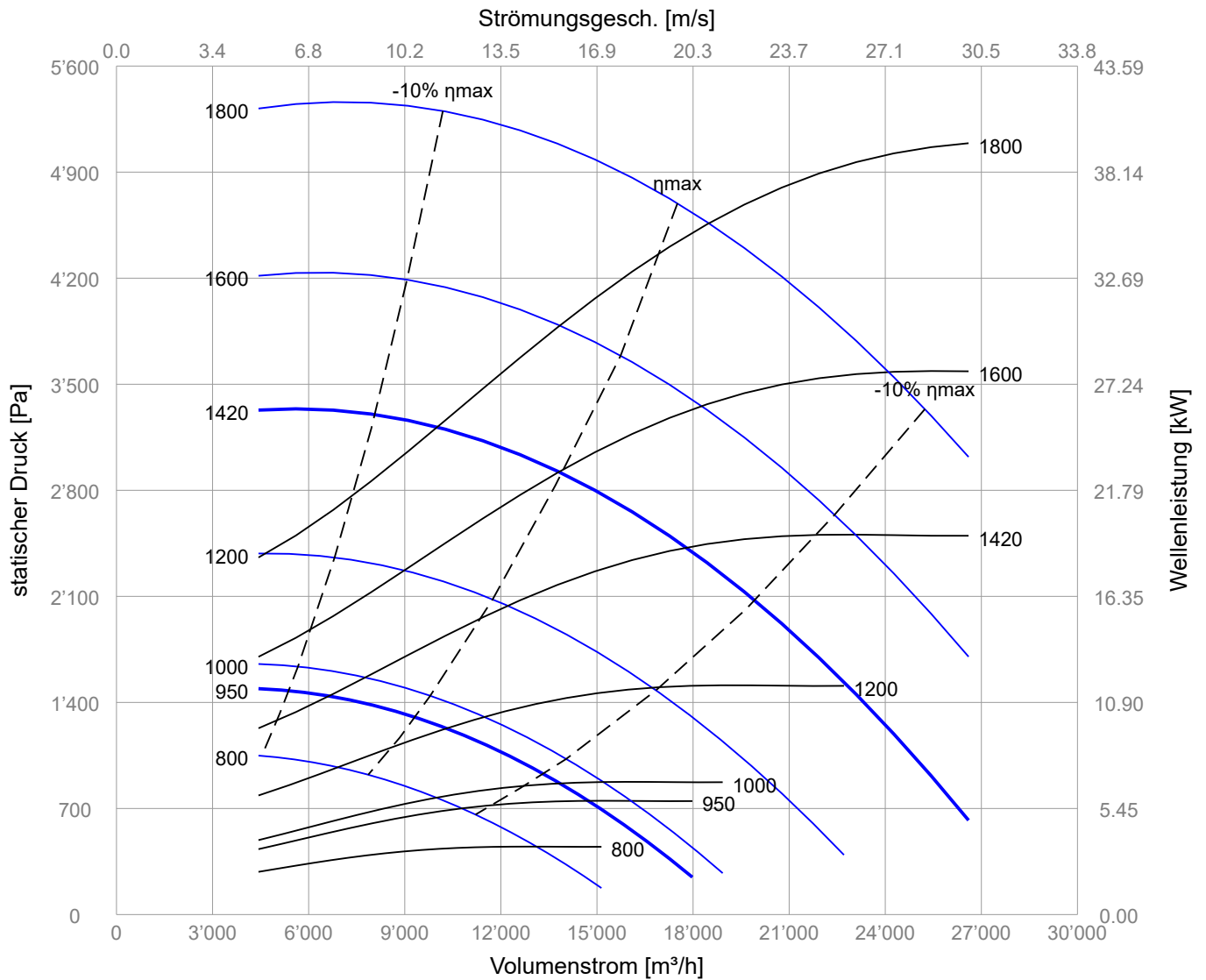
Schalleistungspegel L <sub>wA</sub> dB(A)		Schalldruckpegel L <sub>pA</sub> = L <sub>wA</sub> - 7 dB(A)								Dist. 1 m
ISO 5136										
n	L <sub>wA</sub>	Hz								
min <sup>-1</sup>	dB(A)	63	125	250	500	1000	2000	4000	8000	
2850	101	84	91	97	96	92	84	78	71	
2200	96	79	86	92	91	87	79	73	66	
1420	86	69	76	82	81	77	69	63	56	
1200	83	66	73	79	78	74	66	60	53	
1000	79	62	69	75	74	70	62	56	49	
950	78	61	68	74	73	69	61	55	48	
710	71	54	61	67	66	62	54	48	41	





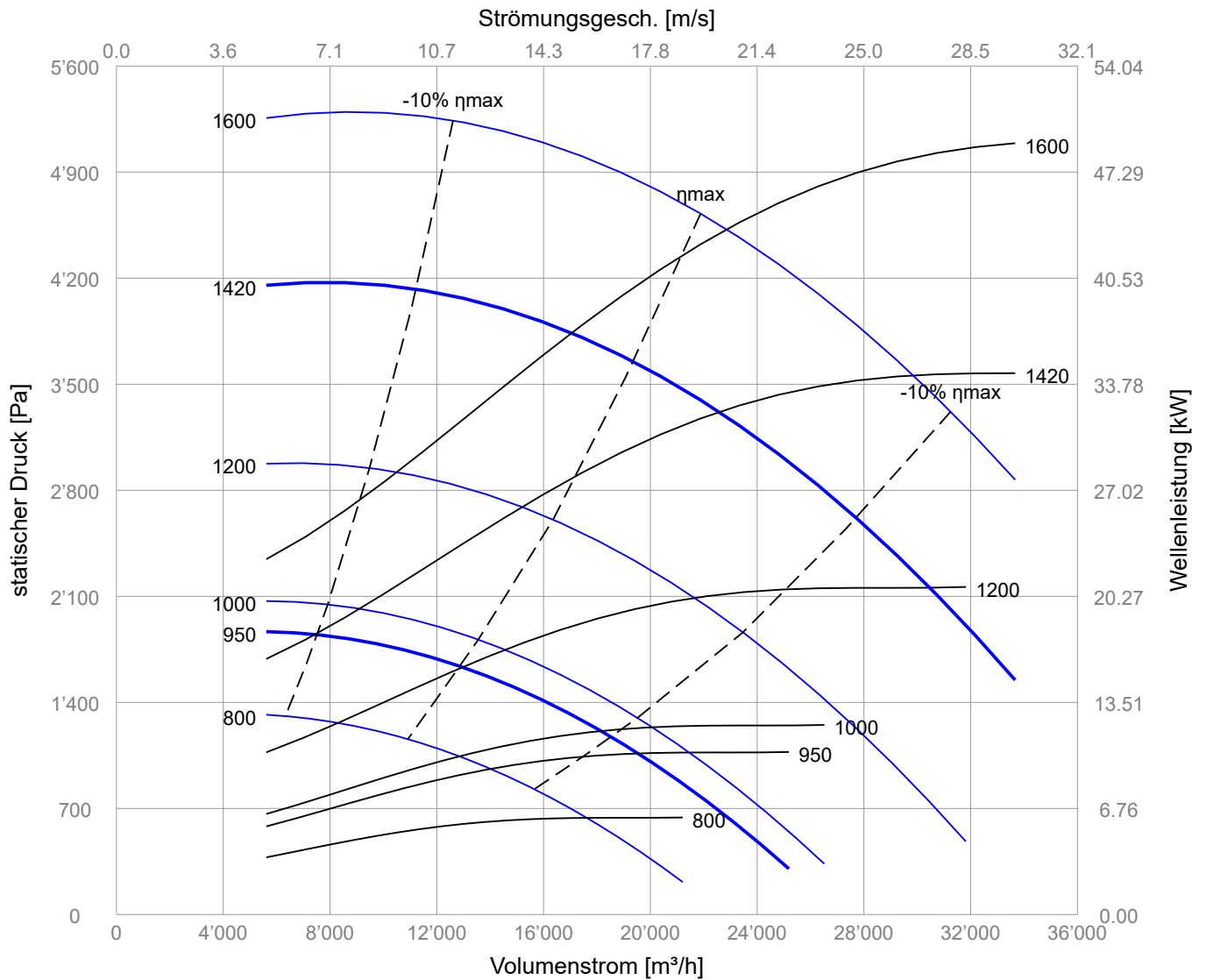
Schalleistungspegel LwA dB(A)		Schalldruckpegel LpA = LwA - 7 dB(A)							Dist. 1 m	
ISO 5136										
n	LwA	Hz								
min <sup>-1</sup>	dB(A)	63	125	250	500	1000	2000	4000	8000	
2850	103	89	94	99	96	94	83	77	70	
2000	96	82	87	92	89	87	76	70	63	
1420	88	74	79	84	81	79	68	62	55	
1000	81	67	72	77	74	72	61	55	48	
950	80	66	71	76	73	71	60	54	47	
900	78	64	69	74	71	69	58	52	45	
710	73	59	64	69	66	64	53	47	40	





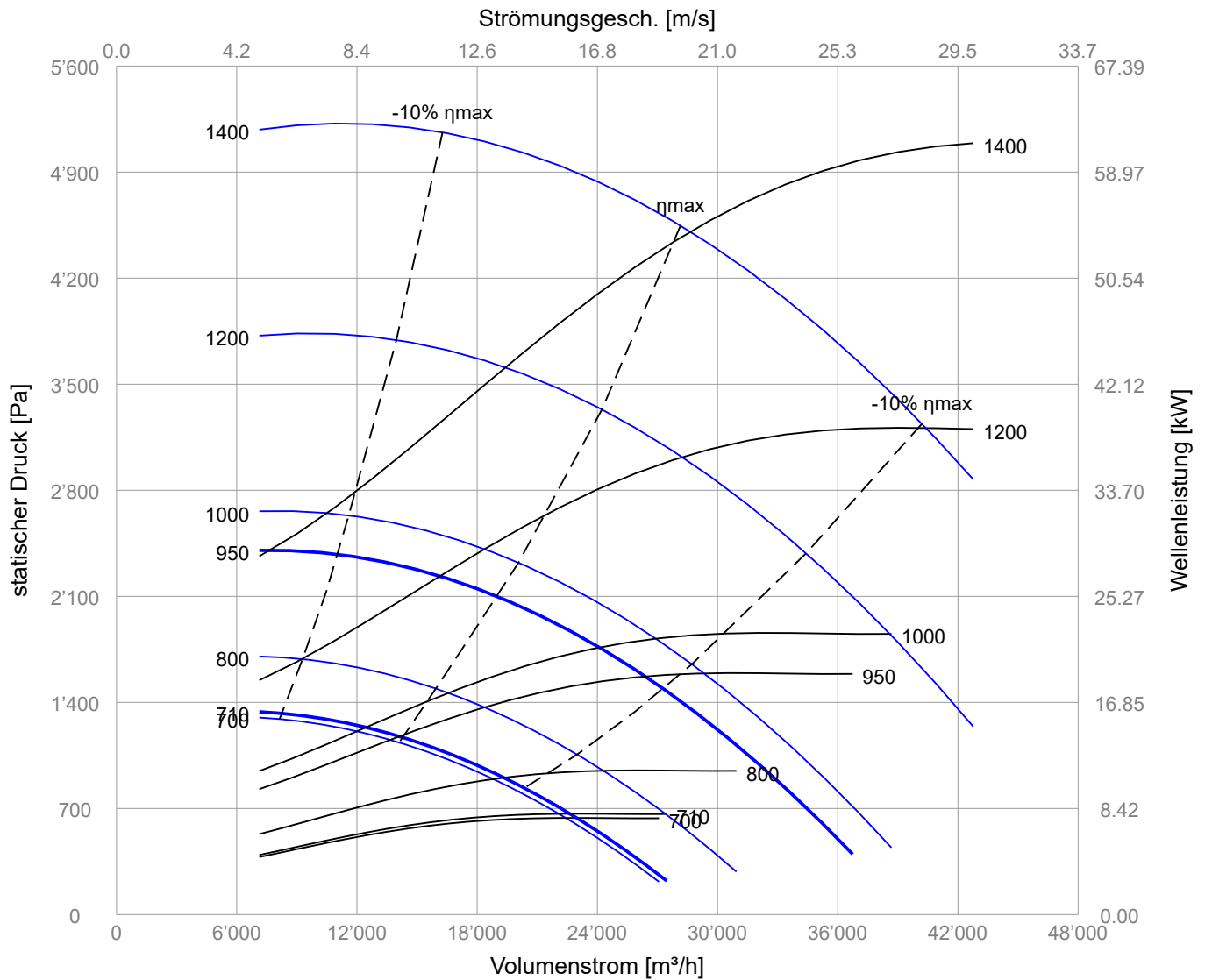
Schalleistungspegel L <sub>wA</sub> dB(A)		Schalldruckpegel L <sub>pA</sub> = L <sub>wA</sub> - 7 dB(A)							Dist. 1 m	
ISO 5136										
n	L <sub>wA</sub>	Hz								
min <sup>-1</sup>	dB(A)	63	125	250	500	1000	2000	4000	8000	
2850	107	96	99	104	100	98	86	79	71	
1800	97	86	89	94	90	88	76	69	61	
1420	92	81	84	89	85	83	71	64	56	
950	84	73	76	81	77	75	63	56	48	
800	80	69	72	77	73	71	59	52	44	
710	77	66	69	74	70	68	56	49	41	





Schalleistungspegel L <sub>wA</sub> dB(A)		Schalldruckpegel L <sub>pA</sub> = L <sub>wA</sub> - 7 dB(A)								Dist. 1 m
ISO 5136										
n	L <sub>wA</sub>	Hz								
min <sup>-1</sup>	dB(A)	63	125	250	500	1000	2000	4000	8000	
2850	110	101	102	107	102	100	87	79	71	
1600	98	89	90	95	90	88	75	67	59	
1420	95	86	87	92	87	85	72	64	56	
950	87	78	79	84	79	77	64	56	48	
800	83	74	75	80	75	73	60	52	44	
710	80	71	72	77	72	70	57	49	41	

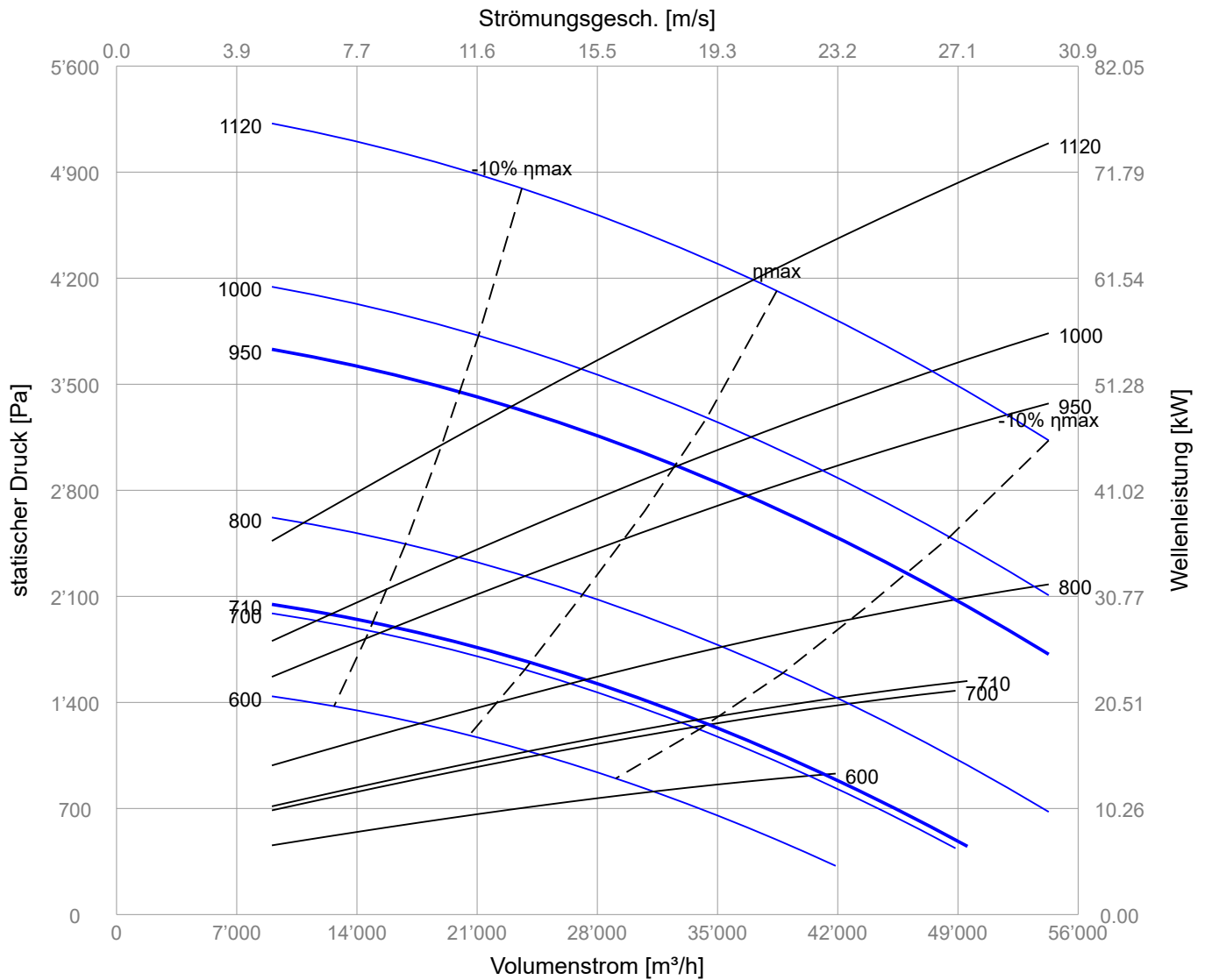




Schalleistungspegel L <sub>wA</sub> dB(A)		Schalldruckpegel L <sub>pA</sub> = L <sub>wA</sub> - 7 dB(A)								Dist. 1 m
ISO 5136										
n	L <sub>wA</sub>	Hz								
min <sup>-1</sup>	dB(A)	63	125	250	500	1000	2000	4000	8000	
2850	114	93	103	109	110	106	100	96	89	
1420	99	78	88	94	95	91	85	81	74	
1400	99	78	88	94	95	91	85	81	74	
950	91	70	80	86	87	83	77	73	66	
710	84	63	73	79	80	76	70	66	59	
700	84	63	73	79	80	76	70	66	59	

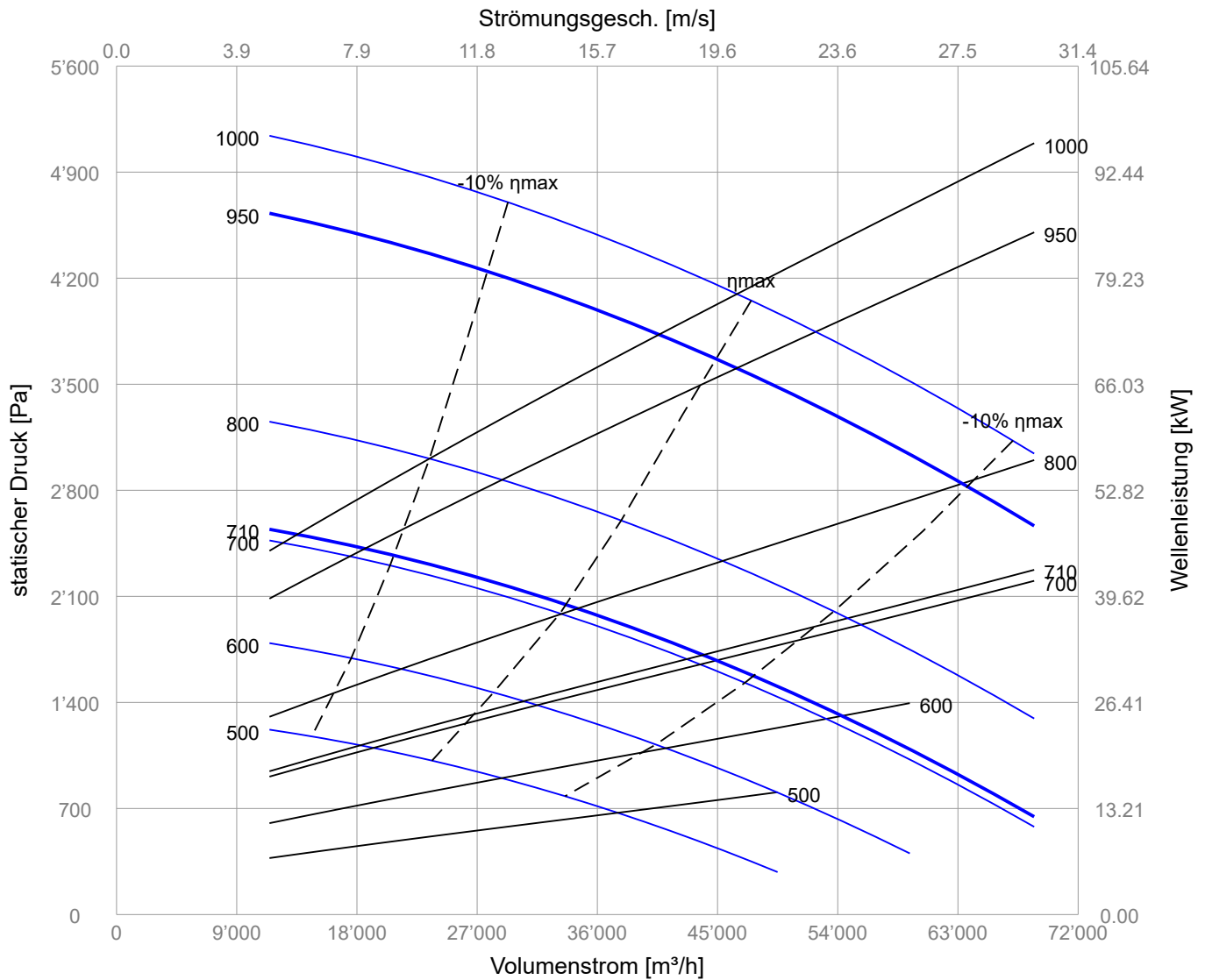




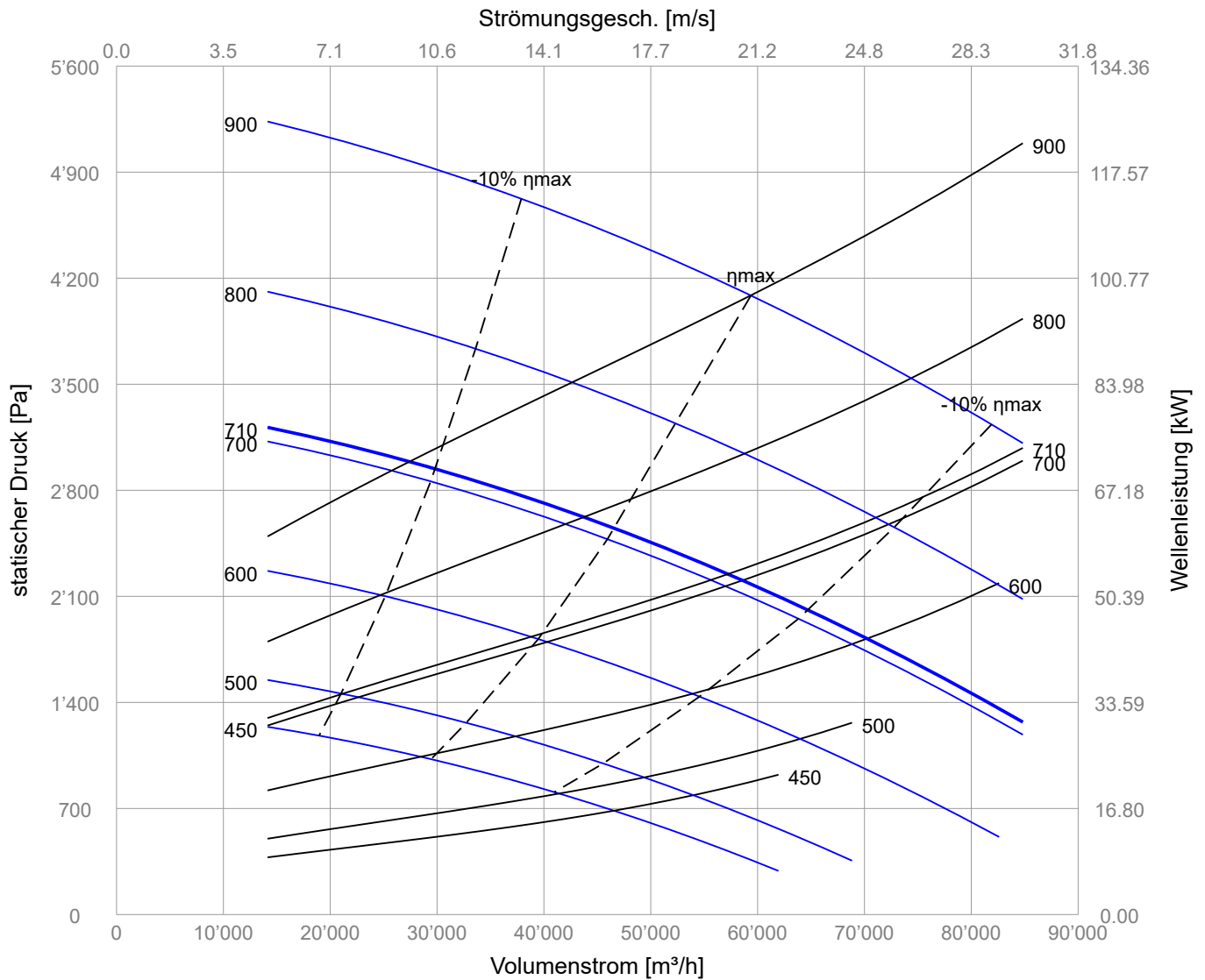


Schalleistungspegel LwA dB(A)		Schalldruckpegel LpA = LwA - 7 dB(A)								Dist. 1 m
ISO 5136										
n	LwA	Hz								
min <sup>-1</sup>	dB(A)	63	125	250	500	1000	2000	4000	8000	
2850	118	97	107	113	114	110	104	100	93	
1420	103	82	92	98	99	95	89	85	78	
1120	98	77	87	93	94	90	84	80	73	
950	95	74	84	90	91	87	81	77	70	
710	88	67	77	83	84	80	74	70	63	
600	85	64	74	80	81	77	71	67	60	



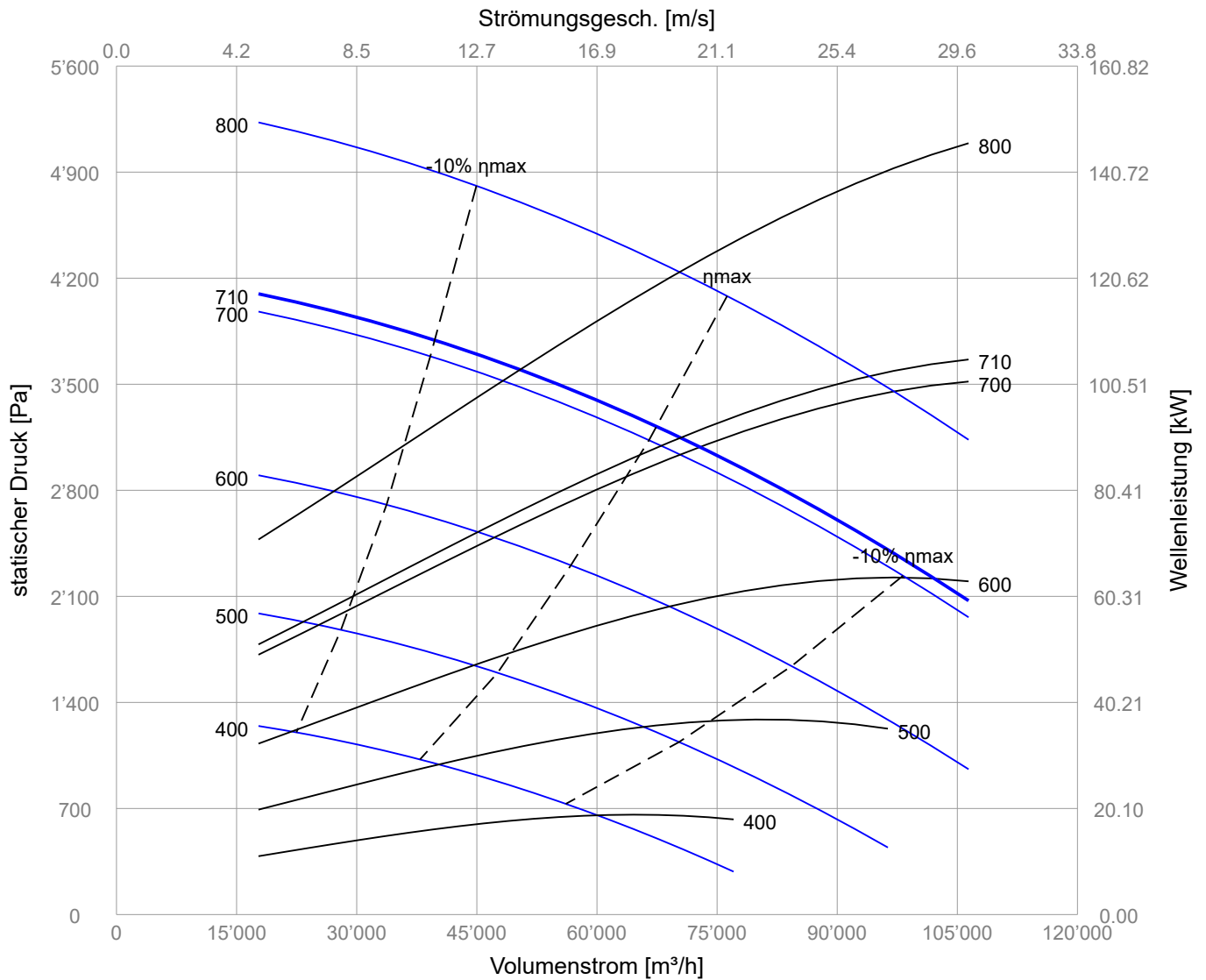


Schalleistungspegel LwA dB(A)		Schalldruckpegel LpA = LwA - 7 dB(A)								Dist. 1 m
ISO 5136										
n	LwA	Hz								
min <sup>-1</sup>	dB(A)	63	125	250	500	1000	2000	4000	8000	
2850	122	101	111	117	118	114	108	104	97	
1420	107	86	96	102	103	99	93	89	82	
1000	100	79	89	95	96	92	86	82	75	
950	99	78	88	94	95	91	85	81	74	
710	92	71	81	87	88	84	78	74	67	
500	85	64	74	80	81	77	71	67	60	



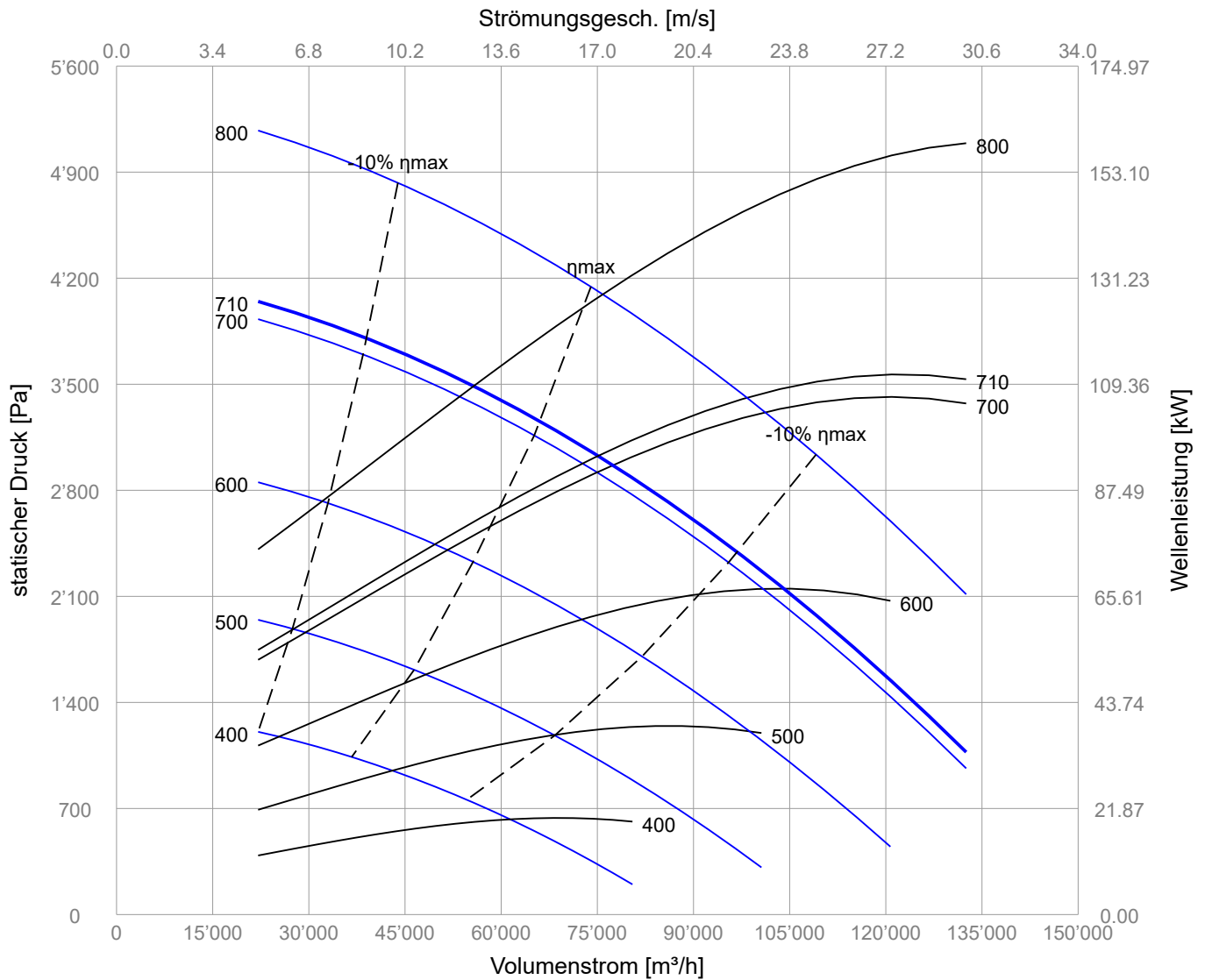
Schalleistungspegel LwA dB(A)		Schalldruckpegel LpA = LwA - 7 dB(A)								Dist. 1 m
ISO 5136										
n	LwA	Hz								
min <sup>-1</sup>	dB(A)	63	125	250	500	1000	2000	4000	8000	
2850	125	104	114	120	121	117	111	107	100	
1420	110	89	99	105	106	102	96	92	85	
950	102	81	91	97	98	94	88	84	77	
900	100	79	89	95	96	92	86	82	75	
710	95	74	84	90	91	87	81	77	70	
450	85	64	74	80	81	77	71	67	60	





Schalleistungspegel LwA dB(A)		Schalldruckpegel LpA = LwA - 7 dB(A)								Dist. 1 m
ISO 5136										
n	LwA	Hz								
min <sup>-1</sup>	dB(A)	63	125	250	500	1000	2000	4000	8000	
2850	130	108	118	124	125	121	125	111	104	
1420	115	93	103	109	110	106	110	96	89	
950	107	85	95	101	102	98	102	88	81	
800	103	81	91	97	98	94	98	84	77	
710	100	78	88	94	95	91	95	81	74	
400	88	66	76	82	83	79	83	69	62	





Schalleistungspegel LwA dB(A)		Schalldruckpegel LpA = LwA - 7 dB(A)								Dist. 1 m
ISO 5136										
n	LwA	Hz								
min <sup>-1</sup>	dB(A)	63	125	250	500	1000	2000	4000	8000	
2850	130	108	118	124	125	121	125	111	104	
1420	115	93	103	109	110	106	110	96	89	
950	107	85	95	101	102	98	102	88	81	
800	103	81	91	97	98	94	98	84	77	
710	100	78	88	94	95	91	95	81	74	
400	88	66	76	82	83	79	83	69	62	

