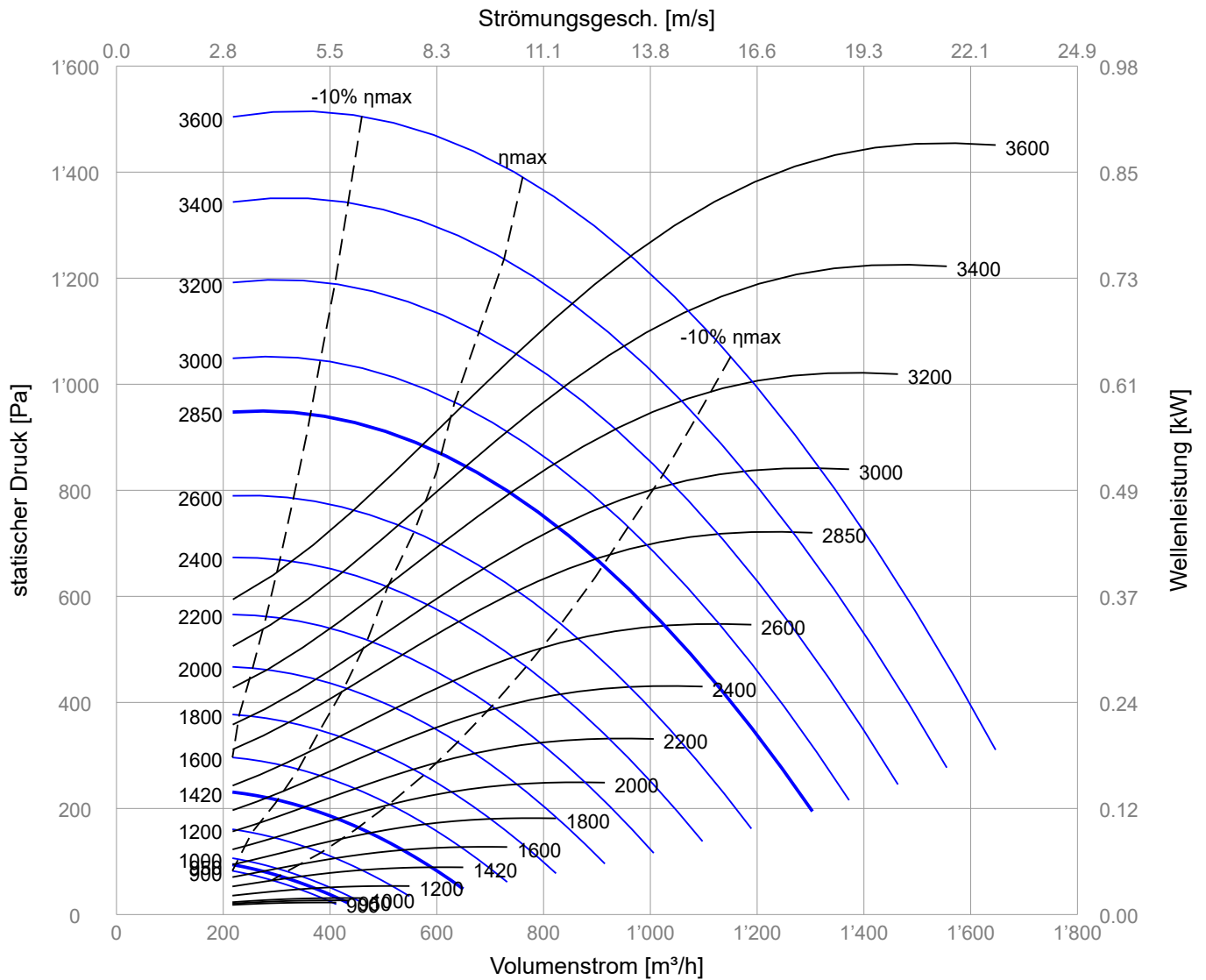


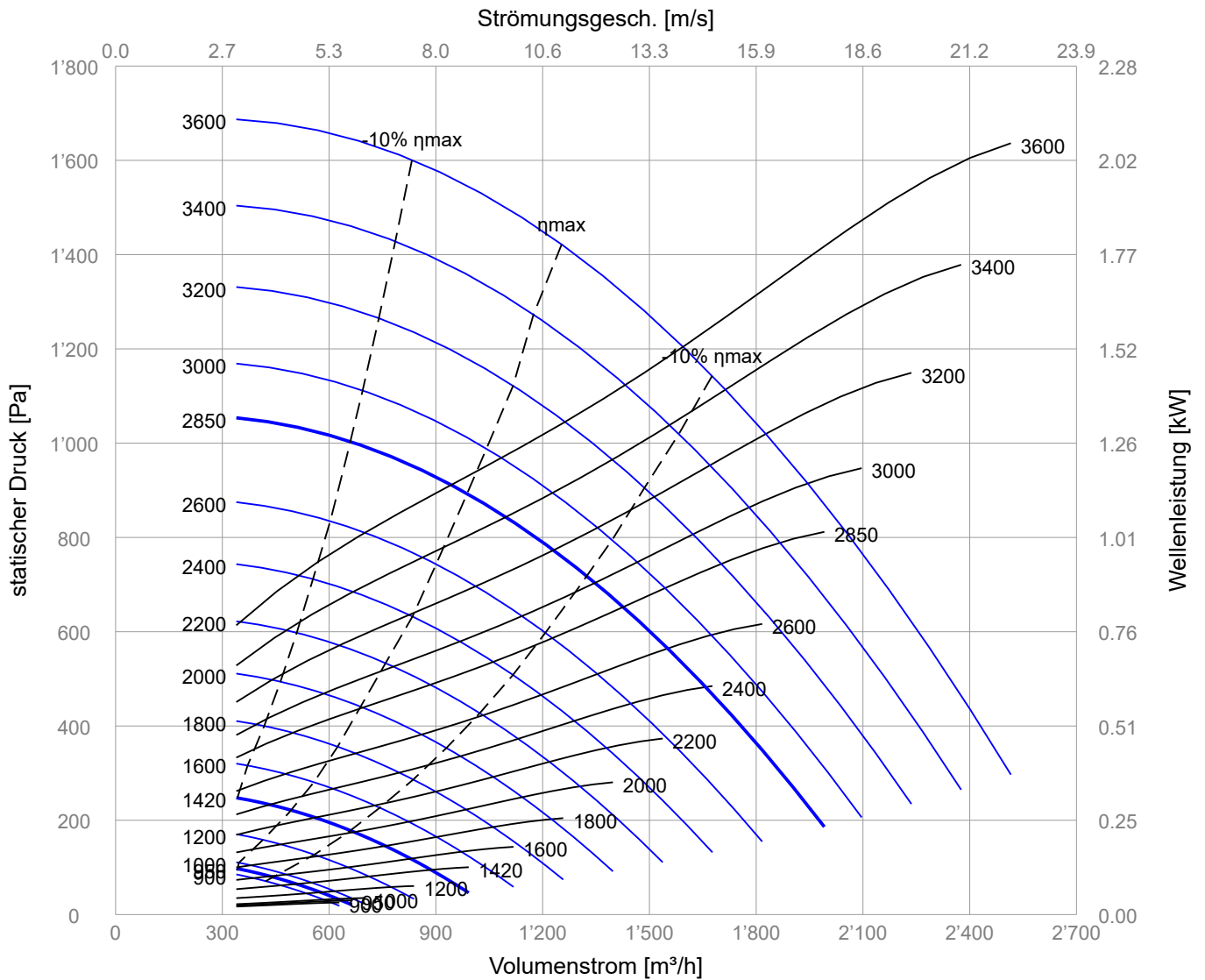
Schalleistungspegel LwA dB(A)		Schalldruckpegel LpA = LwA - 7 dB(A)								Dist. 1 m
ISO 5136										
n	LwA	Hz								
min ⁻¹	dB(A)	63	125	250	500	1000	2000	4000	8000	
3600	69	23	39	52	59	65	64	59	48	
2850	63	17	33	46	53	59	58	53	42	
1800	53	7	23	36	43	49	48	43	32	
1420	48	2	18	31	38	44	43	38	27	
950	40	0	10	23	30	36	35	30	19	
900	38	0	8	21	28	34	33	28	17	
710	33	0	3	16	23	29	28	23	12	



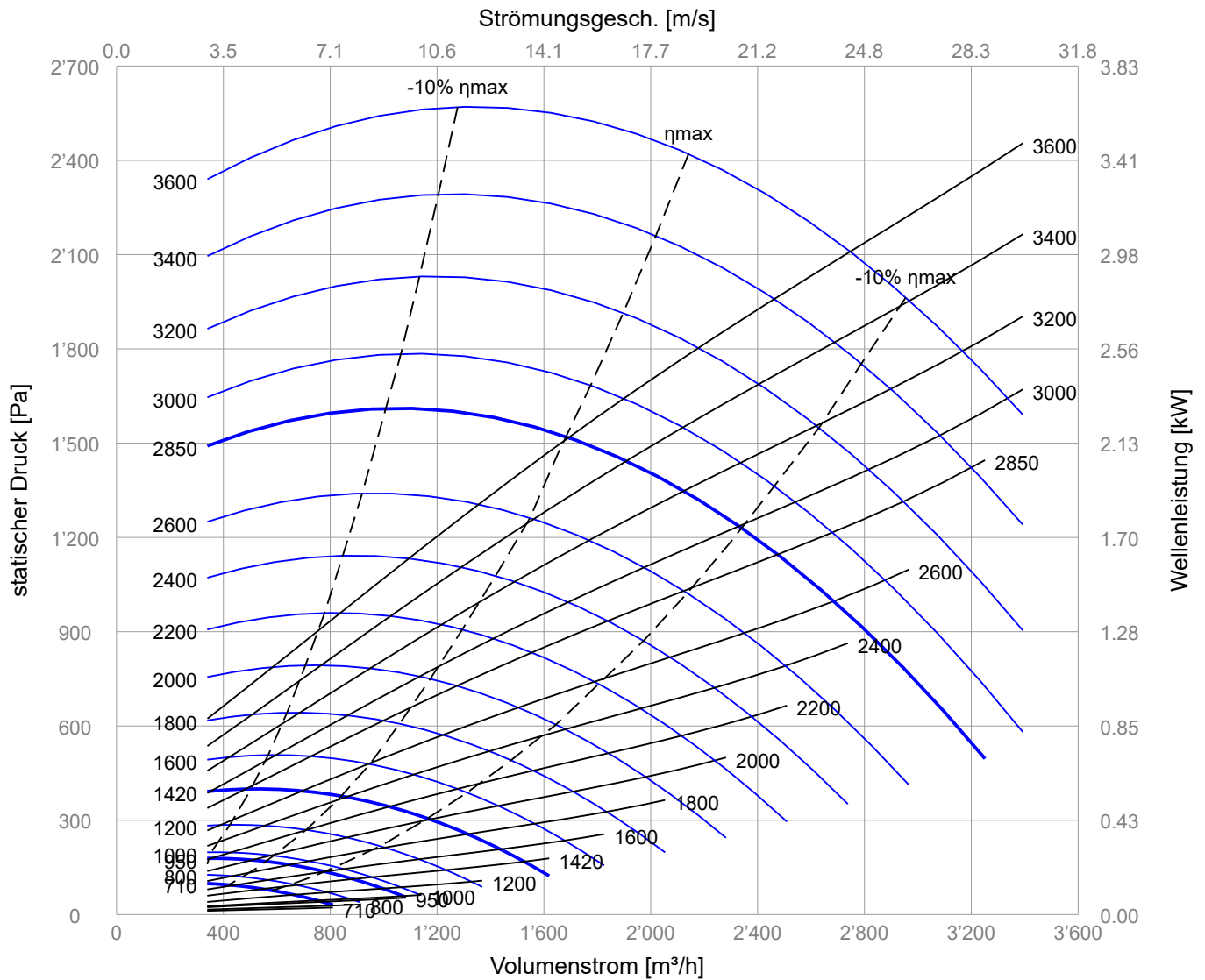


Schalleistungspegel L _{wA} dB(A)		Schalldruckpegel L _{pA} = L _{wA} - 7 dB(A)								Dist. 1 m
ISO 5136										
n	L _{wA}	Hz								
min ⁻¹	dB(A)	63	125	250	500	1000	2000	4000	8000	
3600	77	31	47	60	66	73	72	66	55	
2850	71	25	41	54	60	67	66	60	49	
1800	61	15	31	44	50	57	56	50	39	
1420	56	10	26	39	45	52	51	45	34	
950	48	2	18	31	37	44	43	37	26	
900	46	0	16	29	35	42	41	35	24	
710	41	0	11	24	30	37	36	30	19	

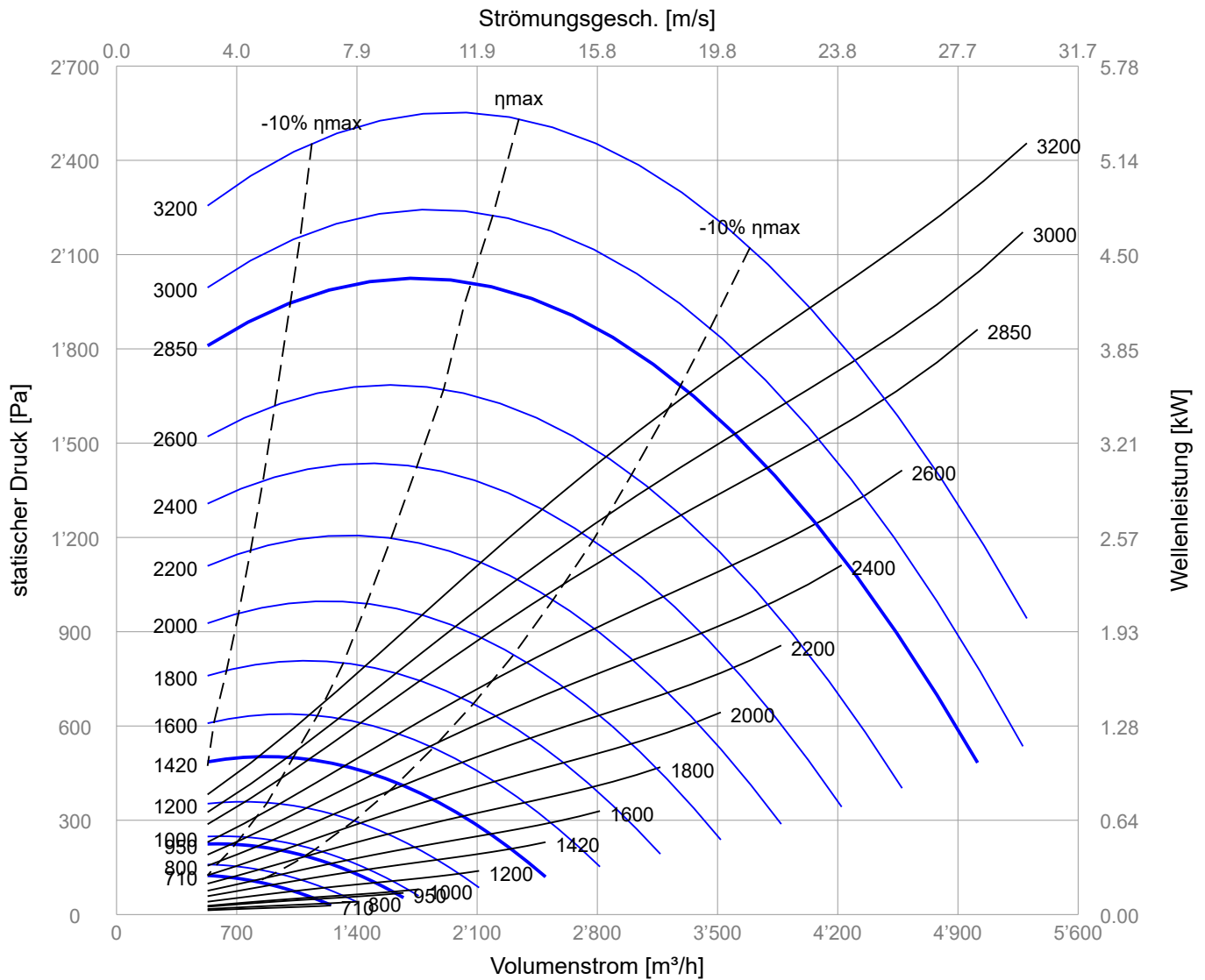




Schalleistungspegel LwA dB(A)		Schalldruckpegel LpA = LwA - 7 dB(A)								Dist. 1 m
ISO 5136										
n	LwA	Hz								
min ⁻¹	dB(A)	63	125	250	500	1000	2000	4000	8000	
3600	80	34	50	62	69	76	75	69	58	
2850	74	28	44	56	63	70	69	63	52	
1800	64	18	34	46	53	60	59	53	42	
1420	59	13	29	41	48	55	54	48	37	
950	51	5	21	33	40	47	46	40	29	
900	49	3	19	31	38	45	44	38	27	
710	44	0	14	26	33	40	39	33	22	

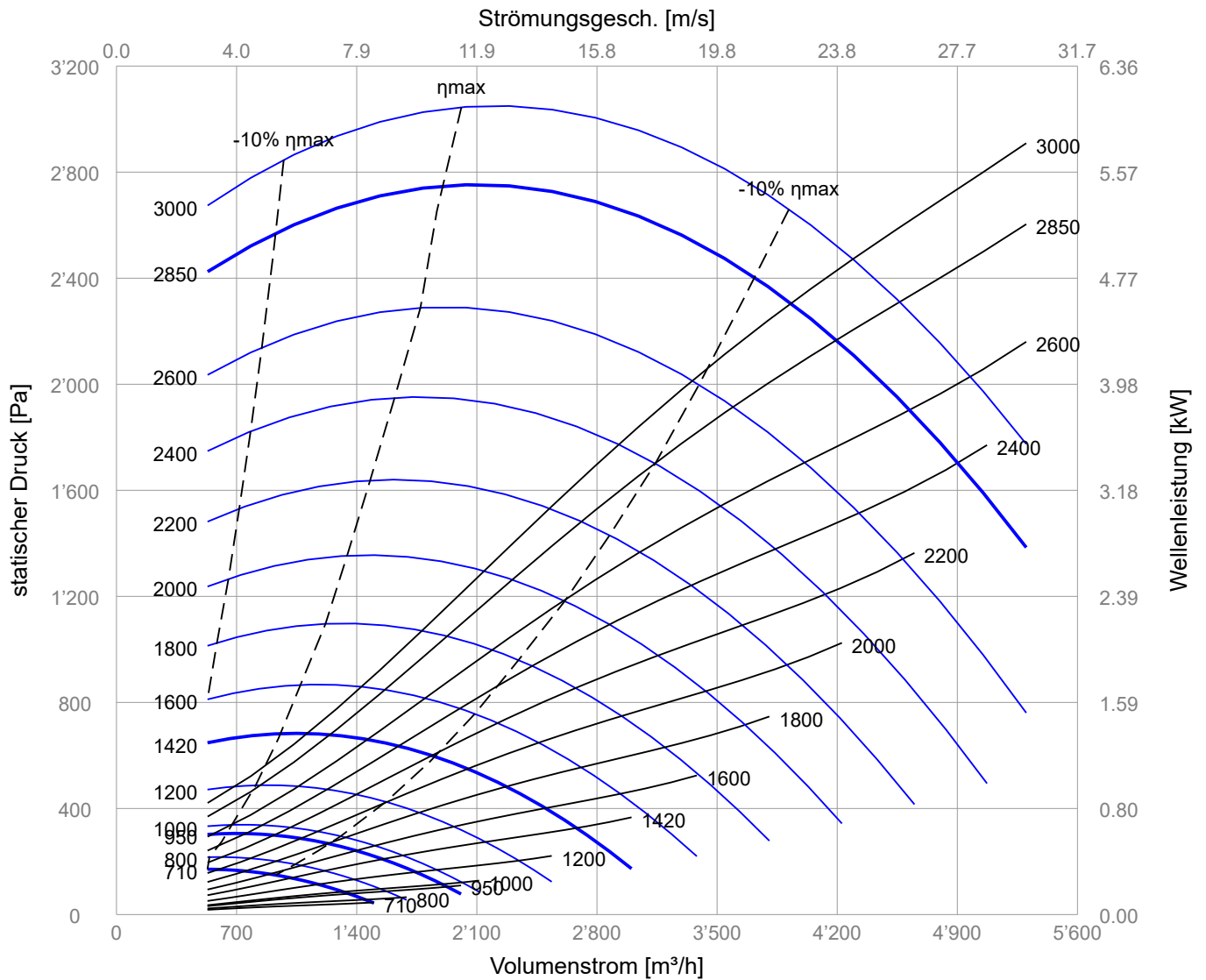


Schalleistungspegel L _{wA} dB(A)		Schalldruckpegel L _{pA} = L _{wA} - 7 dB(A)								Dist. 1 m
ISO 5136										
n	L _{wA}	Hz								
min ⁻¹	dB(A)	63	125	250	500	1000	2000	4000	8000	
3600	83	39	56	65	70	79	80	70	58	
2850	77	33	50	59	64	73	74	64	52	
1800	67	23	40	49	54	63	64	54	42	
1420	62	18	35	44	49	58	59	49	37	
950	54	10	27	36	41	50	51	41	29	
710	47	3	20	29	34	43	44	34	22	



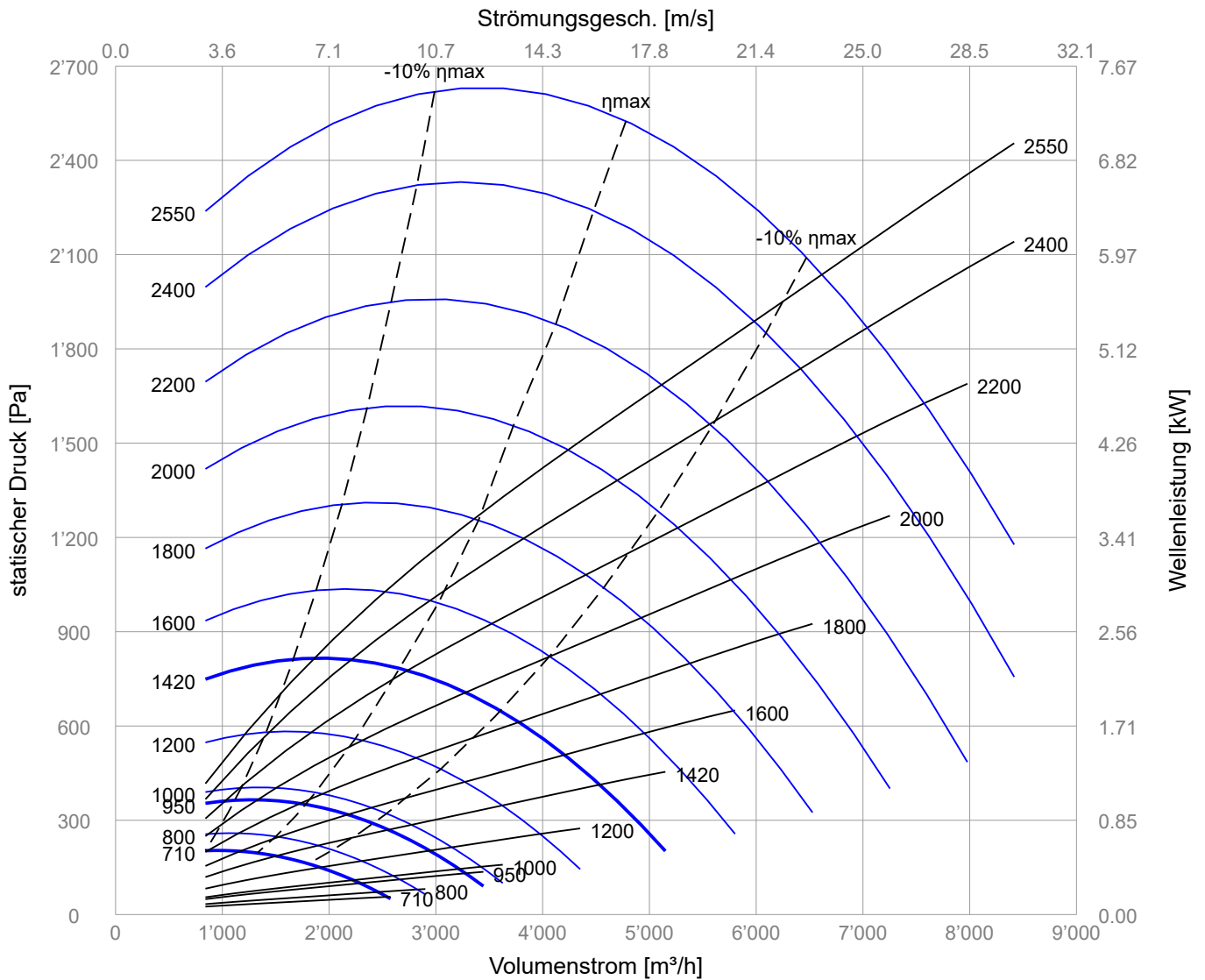
Schalleistungspegel LwA dB(A)		Schalldruckpegel LpA = LwA - 7 dB(A)								Dist. 1 m
ISO 5136										
n	LwA	Hz								
min ⁻¹	dB(A)	63	125	250	500	1000	2000	4000	8000	
3200	83	44	59	68	72	79	79	70	58	
2850	80	41	56	65	69	76	76	67	55	
1600	68	29	44	53	57	64	64	55	43	
1420	65	26	41	50	54	61	61	52	40	
950	57	18	33	42	46	53	53	44	32	
710	50	11	26	35	39	46	46	37	25	





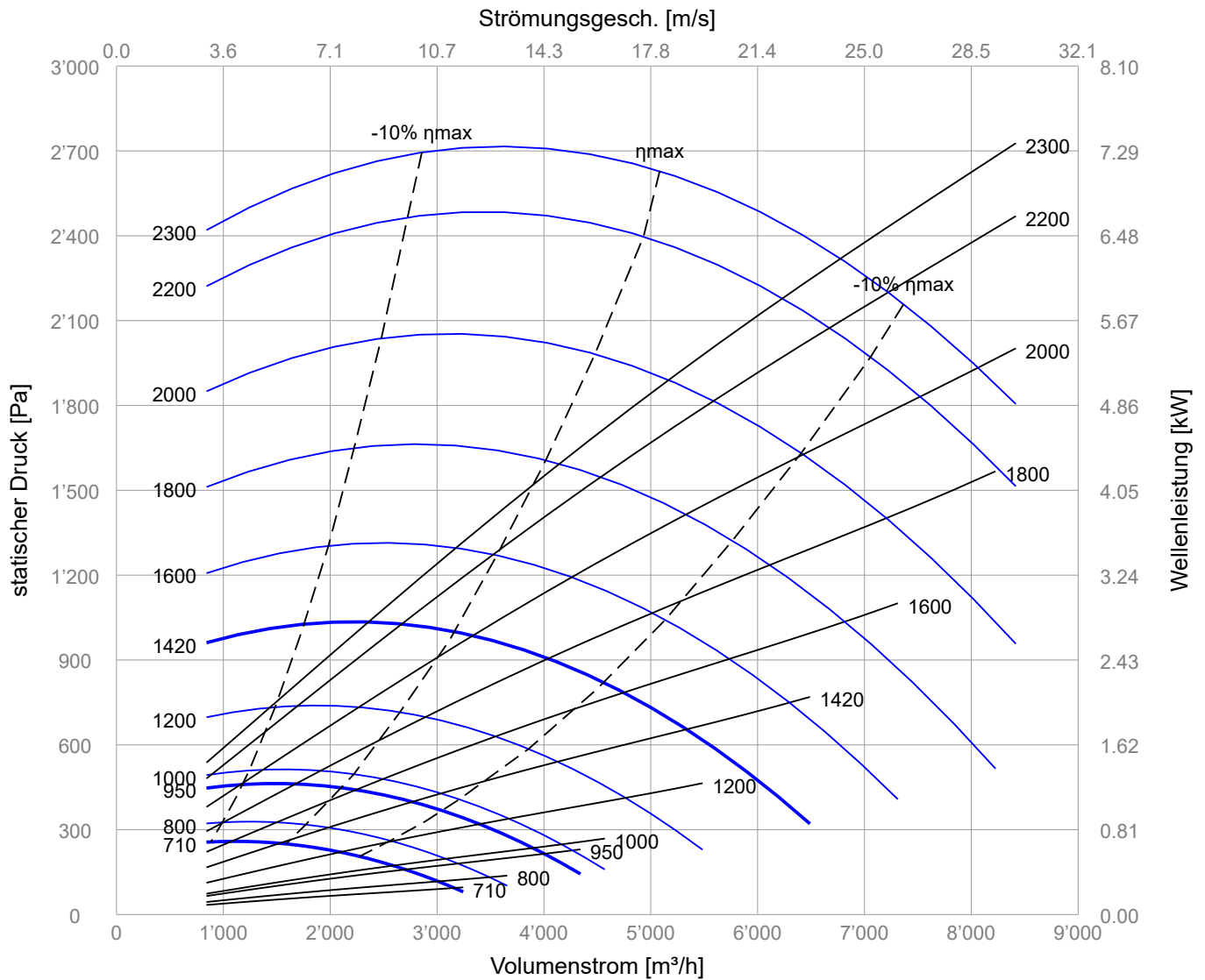
Schalleistungspegel LwA dB(A)		Schalldruckpegel LpA = LwA - 7 dB(A)								Dist. 1 m
ISO 5136										
n	LwA	Hz								
min ⁻¹	dB(A)	63	125	250	500	1000	2000	4000	8000	
3000	86	50	65	73	76	82	81	73	61	
2850	84	48	63	71	74	80	79	71	59	
1420	69	33	48	56	59	65	64	56	44	
950	61	25	40	48	51	57	56	48	36	
710	54	18	33	41	44	50	49	41	29	





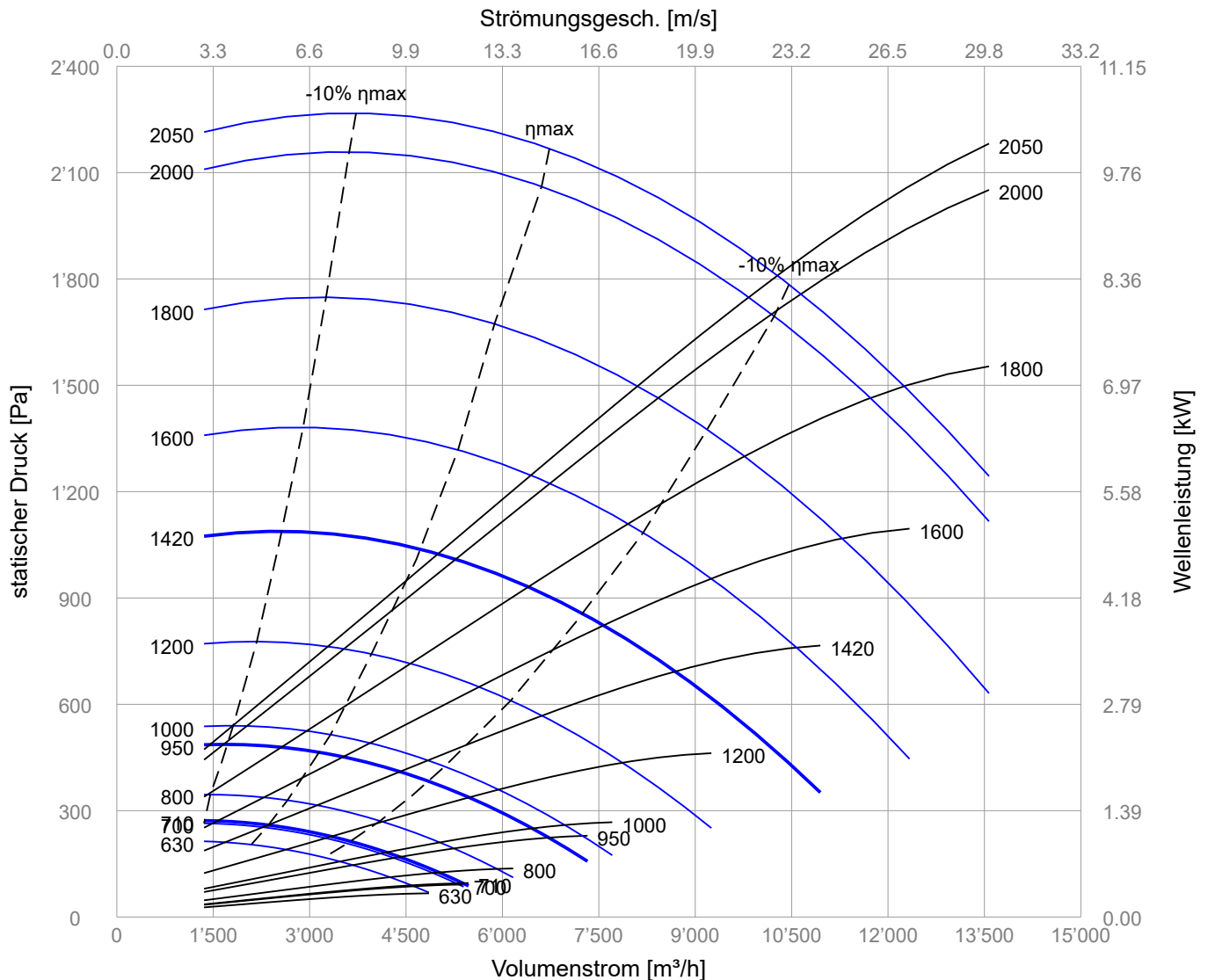
Schalleistungspegel LwA dB(A)		Schalldruckpegel LpA = LwA - 7 dB(A)								Dist. 1 m
ISO 5136										
n	LwA	Hz								
min ⁻¹	dB(A)	63	125	250	500	1000	2000	4000	8000	
2850	86	55	67	76	78	82	80	73	62	
2550	84	53	65	74	76	80	78	71	60	
1420	71	40	52	61	63	67	65	58	47	
1200	68	37	49	58	60	64	62	55	44	
950	63	32	44	53	55	59	57	50	39	
710	56	25	37	46	48	52	50	43	32	





Schalleistungspegel L _{wA} dB(A)		Schalldruckpegel L _{pA} = L _{wA} - 7 dB(A)								Dist. 1 m
ISO 5136										
n	L _{wA}	Hz								
min ⁻¹	dB(A)	63	125	250	500	1000	2000	4000	8000	
2850	91	64	75	84	84	86	83	77	67	
2300	87	60	71	80	80	82	79	73	63	
1420	76	49	60	69	69	71	68	62	52	
1200	73	46	57	66	66	68	65	59	49	
950	68	41	52	61	61	63	60	54	44	
710	61	34	45	54	54	56	53	47	37	





Schalleistungspegel LwA dB(A)		Schalldruckpegel LpA = LwA - 7 dB(A)							Dist. 1 m	
ISO 5136										
n	LwA	Hz								
min ⁻¹	dB(A)	63	125	250	500	1000	2000	4000	8000	
2850	94	60	74	83	87	91	85	78	69	
2050	87	53	67	76	80	84	78	71	62	
1420	79	45	59	68	72	76	70	63	54	
1000	72	38	52	61	65	69	63	56	47	
950	71	37	51	60	64	68	62	55	46	
710	64	30	44	53	57	61	55	48	39	
630	62	28	42	51	55	59	53	46	37	